



# Expanded Interiors Re-Staged

## Worksheet : Roman Face Cups

<https://research.ncl.ac.uk/expandedinteriors/resources/learningandteachingresources/>

<https://research.ncl.ac.uk/expandedinteriorsre-staged/resources/>

Discuss in your small groups and answer the following questions. Please write down your answers in the boxes below.




1. What would you use your face cup for?


2. Would your face cup have the portrait of a specific person? If yes, of whom? And why?

## Activity 1: Face Cup discussion

3. Can you imagine other objects acquiring faces? Which ones? Can you draw them?



Use the box to draw your chosen object



Draw your own face cups, pots or jars, inspired by some of the examples you have seen today! Use the templates provided or draw your own design. Does your face cup design have Eyebrows? Eyes? Nose? Or a mouth?




Fig18 : Harriet Sutcliffe, Face Cup silhouette, 2021

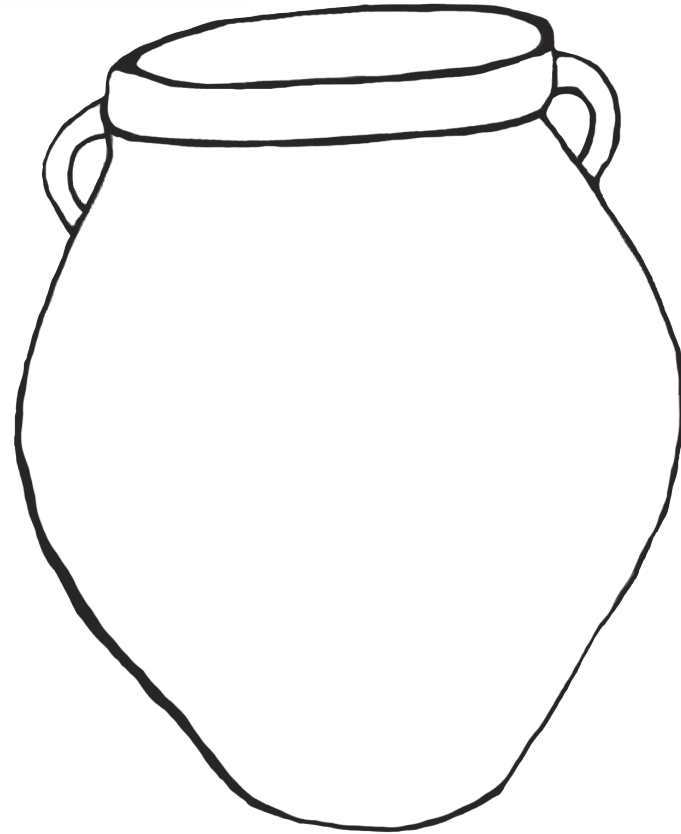


Fig 19: Harriet Sutcliffe, Face Cup silhouette, 2021

**Activity 2: Let's get creative - Draw your own face cup**

Use the box to draw your face cup. Whose face will appear on your face pot? Would their face be happy or sad? Think about a particular emotion you would like to portray.



E R P V Y U V Z Y C O L C H E S T E R R  
 V X I O B R Q F H L S N H J E Z S W J R  
 C K P C T N H T A W Y Y B J E X R R J O  
 O F X A D T L E Q C W E P E V T Q G V Q  
 R N Y I N W E R S R E C E R A M I C O T  
 B W O X Q D T R T X F V C L K K O C U P  
 R K Q Q W N E V Y E S A E M X F E C W D  
 I N K W M A A D T F N T C S O F G R L P  
 D L A D F L C J I U A G A E S I F U D K  
 G Y I R Z A R X H N C B G L P E W J P L  
 E X R P C D O E D B T T R Q B O L L O L  
 C G Q O R H X L S J Y E Q I N A T A M D  
 G Q R T W C A T G Y P K R Y C K N V P S  
 V Y T T Z I F E G V L R C I K J T S E D  
 X I A E U P L P O B K Q J R O U A R I F  
 R Z J R Q P A D E L I Q C T V R L R I H  
 O R H Y G D G Q R E O R S Z S K S J A O  
 O E V T X G O L R K U G Q Z J Q B N N G  
 Y H E A X R N Y V H C Z Y X W L T L I F  
 A D G J R A T M K O Y F A C E C U P B R

Expanded Interiors  
 Face Vessel  
 Ceramic  
 Flagon  
 Pottery Fabric  
 St Albans  
 Pottery  
 Jar  
 Archaeology  
 Face Cup  
 Pompeii  
 Corbridge  
 Colchester  
 Face Pot  
 Beaker  
 Urn

### Activity 3: Word search

Sculpt your own face pot. Draw inspiration from the historical and contemporary face pots/ vessels that you have seen in this presentation. Think about how your face pot could relate to the present day. (You might want to use the drawing you have created in Activity 2 or you may want to sculpt a completely new face). You may wish to refer to this video for tips and tricks on how to make a coil face pot.- <https://www.youtube.com/watch?v=E6CcYS7CEQw>

## **Materials**

- traditional clay, and either leave to air dry, or if you have a kiln, fire your classes pots.
  - find your own clay and leave to air dry (as you don't know what's in the clay you dug up. It is best to not fire these pots)
  - self-drying clay
  - plasticine
  - salt dough
- <https://www.bbcgoodfood.com/howto/guide/how-make-salt-dough-recipe>

**Activity 4: Let's get creative - Sculpt your own face cup!**